

# Summer Learning Packet

## Students Entering Grades 1-3

Each student is required to complete a READO, WRITE and MATHO bingo sheet. Students should complete at least ONE bingo. These assignments must be returned by August 18.

Activities that do not require any written documentation will need a parent initial. Upon returning completed work, students will receive a NUT day pass and be entered into a drawing for fabulous, fun prizes!

Happy Summer Learning!

Name: \_\_\_\_\_

name \_\_\_\_\_

W

R

i

t

e

Write 5 words that describe you.

Write 5 words that describe someone at home.

Write about your favorite holiday.

Make a list of all the things that are laying on your bedroom floor.

Write as many words you can think of that rhyme with "play".

Have someone from home write about their favorite memory of 1<sup>st</sup> or 2<sup>nd</sup> grade.

Write about the funniest thing that has ever happened to you.

Write a letter to the principal.

Write a journal entry in the dark with a flashlight.

Read a story to someone. Have mom or dad write a brief summary about the book.

Write about the best field trip you went on.

Make a list of your favorite foods.



Read a story by yourself. Write a brief summary about the story.

Write 3 questions you would like to ask the President of the United States.

Write down 10 things you can hear at home.

Write a thank you note to somebody.

Write sight words in shaving cream.

Have someone at home write 3 reasons they are proud of you.

Write as many words as you can think of that begin with "ch".

Write about your favorite animal.

Write a word with your finger on someone's back and have them guess it.

Write 2 sentences about the weather. Check punctuation.

Write a poem with someone at home.

Write a story of your choice.

Students Entering Grades 1-3

name \_\_\_\_\_

R

e

a

D

O

Read a poem to someone at home.

Listen to someone at home read a story.

Go to the library with someone and pick out books to read at home.

Read a story and tell someone about the main characters.

Turn out the lights and read a story by flashlight.

Listen to someone at home talk about something they remember about school.

Read a story with someone at home. Make a connection to a character in the story.


Read a story. Tell someone at home about the setting.

Select a book. You read a page and someone at home reads a page. Take turns throughout the book.

Read two pages in a book to someone with great expression!

You read a story. Think of 2 words to describe the story.

Listen to someone make a prediction about a story you are reading.



Read a story together. Decide on a new title for the story.

Read a book with someone at home. Each tells what they like about the book.

Read a non-fiction story together. Share 2 facts that you learned.

Make up a story when you are riding in the car with someone.

Read a story together. Have someone else think of 2 words to describe the story.

Have someone at home read a newspaper article to you. You tell about the article in your own words.

Read a story by yourself.

Tell someone at home a prediction about a story before you start to read.

Read a story and tell someone at home about the main characters.



Read a story. Talk with someone at home about the illustrations.

Help someone at home write a grocery list.

Listen to someone at home tell about something that happened to them. You retell the story in your own words.

Students Entering Grades 1-3

# M A T H O

<p>Write the names of the people in your house. Count the letters in each and write the name that has the most letters in the blank:</p>	<p>Look at a calendar and count how many Fridays are in July and August.</p>	<p>At bath time, estimate how many minutes it will take to fill the bathtub. Then have a grown up time it with a watch. How close was your estimate to the actual time?</p>	<p>Go on a Shape Hunt. Count how many items are shaped like a circle and a square in your house. Circle: Square:</p>	<p>Play "I-Spy" (shapes, colors, number of windows, etc.) Use tally marks while you count.</p>
<p>Estimate and count how many bites it takes you to eat a sandwich. Estimate and count how many bites it takes a grownup to eat a sandwich. Is the number of bites the same?</p>	<p>Find different sizes of plastic containers and fill them with water. Talk about full, empty, etc. Then compare how much each holds.</p>	<p>Make a clock face with a paper plate. Write 12 at the top, 6 at the bottom and then fill in the rest of the numbers. Add hands if you want!</p>	<p>Take a handful of pennies and divide them into 2 groups. How many cents does each group have? Talk about more, less, and equal.</p>	<p>A grown-up can choose a number and start counting three numbers. Then you say the next three numbers – or more! Do this several times!</p>
<p>Look at the clock and see what you are doing at 10 o'clock, 2 o'clock, and 6 o'clock.</p>	<p>Play a game such as Memory, Chutes and Ladders, or Candyland. What are some numbers used in the game and what is your strategy?</p>	<p>Find a group of objects to sort (toys, laundry, cans of food, etc.). Find at least two ways to sort and classify (describe each group.)</p>		<p>Play "Monster Squeeze" or "Guess My Number". Use clue words: "more than" and "less than."</p>
<p>Collect 5 shells or rocks. Put them in order from smallest to largest.</p>	 <p><b>TAKE A BREAK!</b></p>	<p>Play "Top It" (also called War) with a deck of cards.</p>	<p>Grab a handful of cereal or candy and estimate how many pieces you have. Now count. Then eat it. YUMMY!</p>	<p>Create a pattern using the shoes in your house. Now tell someone your pattern.</p>
<p>Skip count by 10's to 100. Skip count by 2's to 10 or more.</p>	<p>Count how many times you can jump for 1 minute.</p>	<p>Write the numbers 1-5. Draw objects to match each number.</p>	<p>Numbers in Sports. Cut out pictures from magazines or newspapers showing numbers used in sports. Paste it on a piece of paper and attach it!</p>	<p>Solve.  <math>1 + 1 =</math>  <math>1 + 3 =</math>  <math>2 + 2 =</math>  <math>3 + 1 =</math>  <math>4 + 0 =</math></p>